




Simple Instructions on

How To Get Your Player ID Cards


Skip number 1 if you already have your team setup on VTD.

- 1) Go to <http://www.fastpitchsoftball.net> and select  and sign up your team.


A password will be emailed back to you.

- 2) Select  and login with your email and password

The menu on the left will update with new options.

- 3) Select  and update all of the information there.

Make sure you update "Association / ASA Tree" since this is what drives the appropriate options for your area! Once you have selected your league or association then the "Player Registration" option will show up on your menu.

- 4) Select  and update player information and player pictures.

Bellow is some information on getting your kids pictures.

- 5) Select  and follow the detail instructions.

Picture Ideals

Great Idea for people with a team picture

Take one shot of your whole team and then use some type of cropping tool on your PC and cut each player out from the top of the head to the armpits, saving each image as the player's name.

How Can I get digital pictures in the first place?

The easiest way is to get a digital camera. I've done some quick looking and there are camera's available under \$100. Scanning pictures with a digital scanner will produce the same results.

If you don't have camera or a scanner, you can go to most Walmarts, Eckerd's, or Walgreens and you will either find a scanner that you can scan your pictures to a diskette or you can drop off film and request that the pictures are returned to your email address. In many cases this is cheaper than having the film developed.

Now that I've got digital pictures, what do I do now?

All of the pictures must be under 50K. This means that all of the pictures have to be small in size to help us with storage space on our servers. Each picture must also be in a GIF or JPG format. There are several software applications that are readily available that can help you do this. If you are already familiar with one, then have at it.

I don't have a cropping tool available. Or better yet, what is cropping?

Cropping is cutting out the piece of the image that you want. Actually everyone has the ability to do this with Microsoft Paint. [Click here for a tutorial.](#)

Who can do this for me?

If you don't want to mess with any of this, we have setup an arrangement with one of our advertisers, [Crone Photography](#). You can send a roll of film in the mail to address listed on the advertisement and he will return an email or a CD (at your request) with the pictures cropped and sized to work with our picture requirements on VTD! Please call Crone Photography in advance so you can include the correct amount with the film.